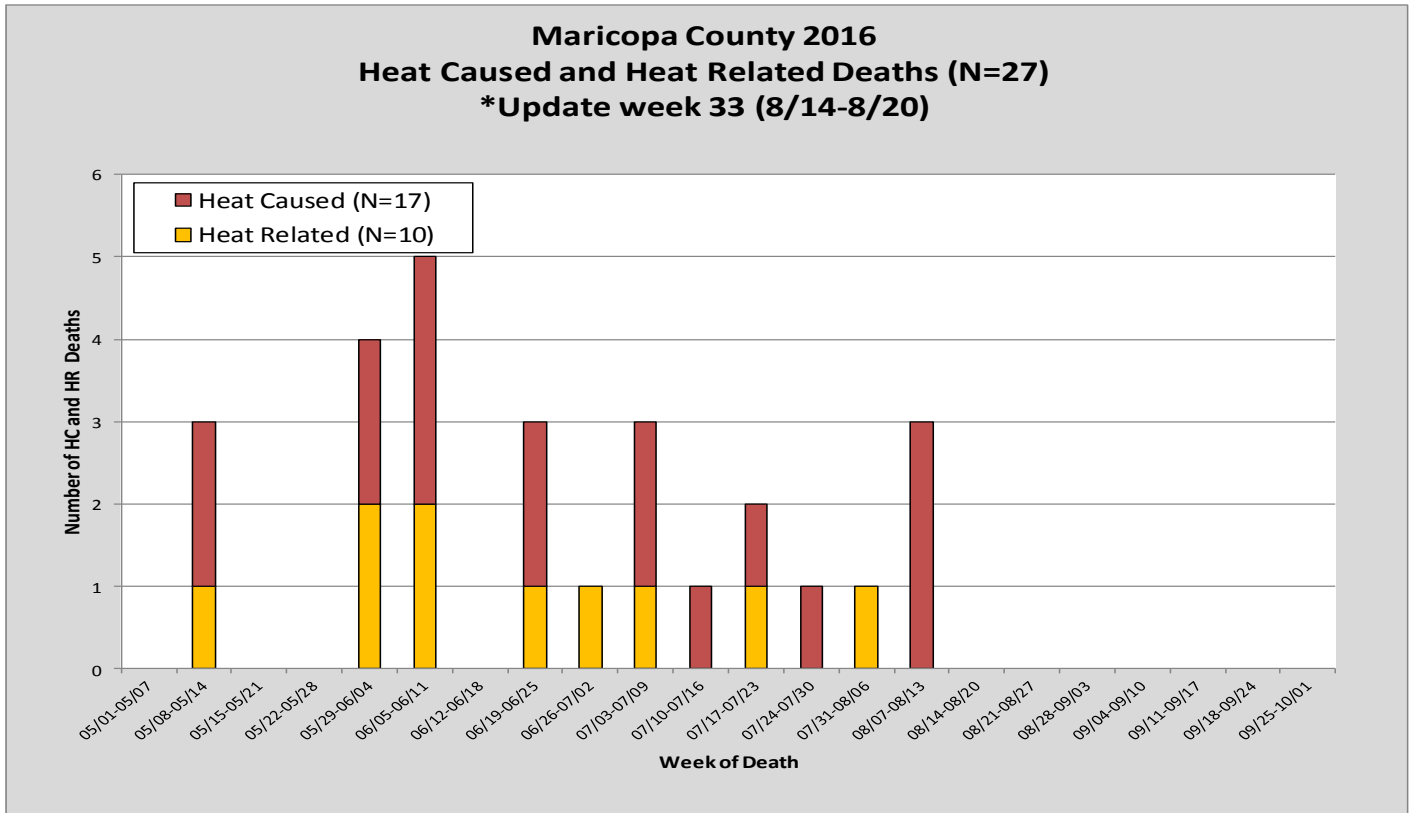




Maricopa County Department of Public Health (MCDPH) conducts weekly heat associated mortality surveillance. The enhanced heat surveillance season usually begins in May and ends in October. This heat season (2016), there have been a total of **27 confirmed heat associated deaths**. Cooling and hydration stations in Maricopa County are open to the public throughout the heat season. For more information on Heat, please visit <http://www.maricopa.gov/PublicHealth/Programs/Heat/>.



Year Total	Place of Injury			Air Conditioning Status (Indoor Deaths Only)				Age Group				
	Indoor	Outdoor	Unk	Off	On	Non Functional	Unk	75 +	65 - 74	50 - 64	35-49	20-34
27	8	19	0	0	0	3	5	7	8	6	4	2

	2016 Cases			2015 Cases		
	Confirmed	Under Investigation	First Confirmed	Confirmed	Under Investigation	First Confirmed
Season Cumulative Total	27	113	6/13/2016	15	72	6/16/2016

*Counts are preliminary and may increase as additional data are received.

Heat Caused (HC): Cases that mention heat or heat exposure in Part I of the death certificate causes of death (diseases or conditions in the direct sequence causing death), for variables cod_a, cod_b, cod_c, or cod_d. County of death: Maricopa.

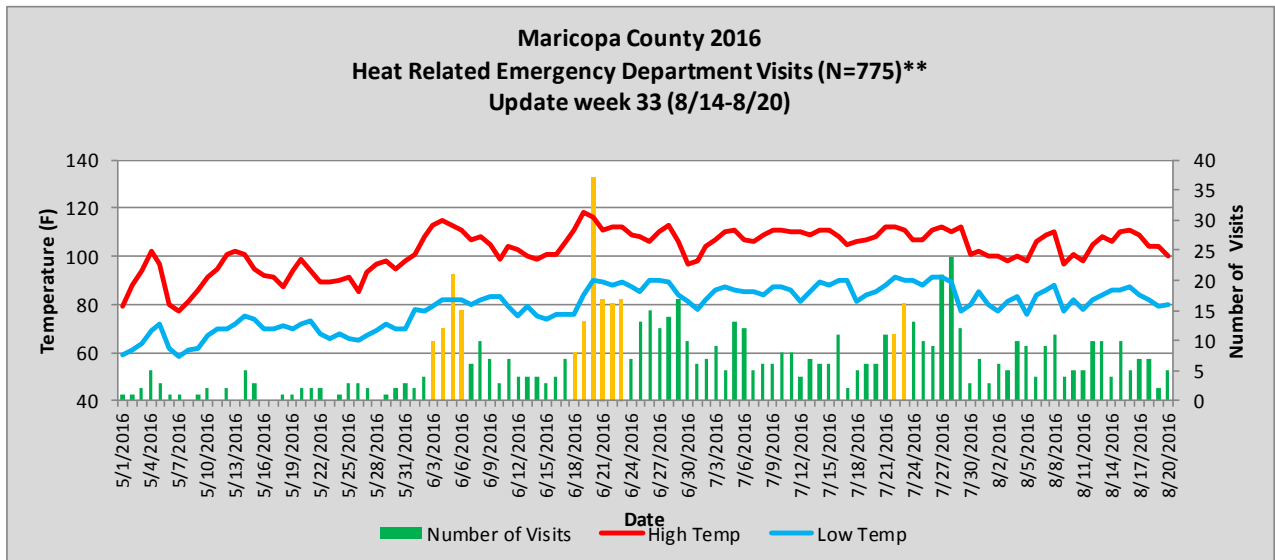
Heat Related (HR): Cases that mention heat exposure in Part II of the death certificate causes of death (diseases and conditions contributing but not directly resulting in the death sequence), but not in any of the Part I variables (cod_a, cod_b, cod_c, or cod_d). County of death: Maricopa.

Data Sources: Maricopa County, Office of Vital Registration and Office of Medical Examiner; Arizona Department of Health Services, Office of Vital Registration

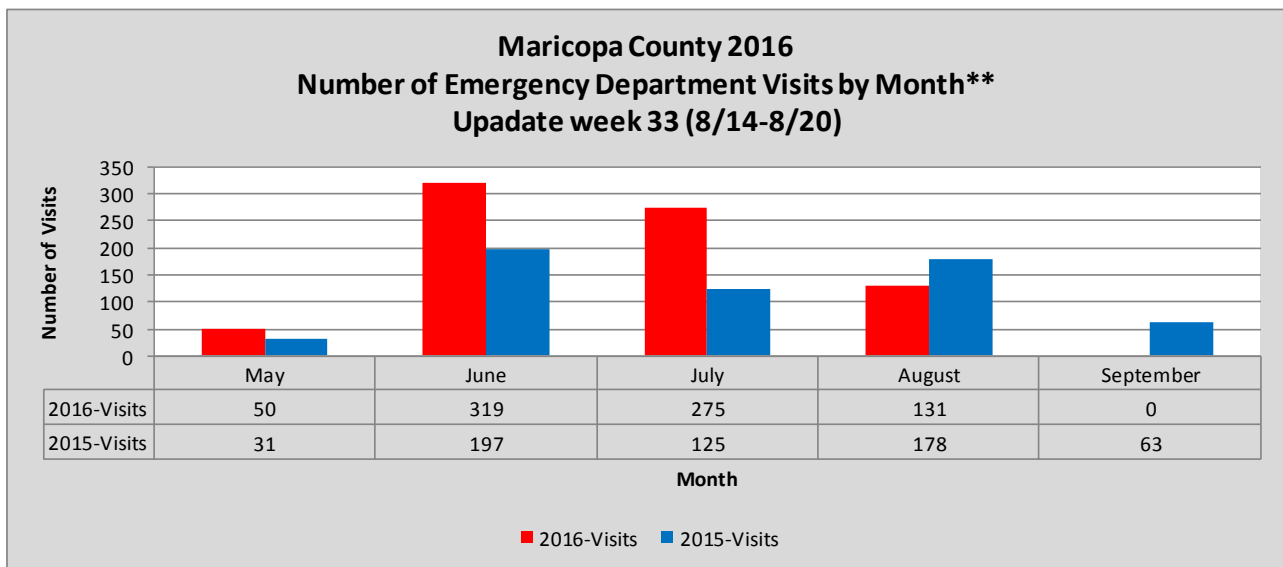
HEAT RELATED ILLNESS 2016 WEEKLY REPORT Week 33 (8/14-8/20)

Every year hundreds of Maricopa County residents visit our Emergency Department rooms due to Heat Related Illness. Maricopa County Department of Public Health conducts weekly heat associated morbidity surveillance using visits from 12 hospitals throughout Maricopa County. This heat season (2016), there have been a total of **775 visits to emergency departments** for heat related illness.

The figures and tables in this report summarize the number of emergency department and inpatient hospital visits for individuals experiencing heat-related (HRI) according to Arizona BioSense data. Included are daily maximum and minimum temperatures. All BioSense surveillance data are assumed to be preliminary and may not reflect the true number of emergency room and hospital visits. Events may increase or decrease as additional data are received.



**** Orange bars indicate days with Excessive Heat Warning and Illness occurrence in these days**
Source of Data: National Syndromic Surveillance Program – BioSense Platform (12 Maricopa County Hospitals)



****Number of Visits for 2016 is through 08/20/2016**
Source of Data: National Syndromic Surveillance Program – BioSense Platform (12 Maricopa County Hospitals)